


DELHI PUBLIC SCHOOL, RAIPUR
ENGLISH PRACTICE SHEET (2019-20)
CLASS: NURSERY

I. Circle the pictures related to letter 'A'.



II. Circle the odd one out.

L E E E

F F H F

T I T T

X X Z X

III. Dictation

Blank handwriting lines (top, middle, bottom).

Blank handwriting lines (top, middle, bottom).

Blank handwriting lines (top, middle, bottom).

Blank handwriting lines (top, middle, bottom).

Blank handwriting lines (top, middle, bottom).

Blank handwriting lines (top, middle, bottom).




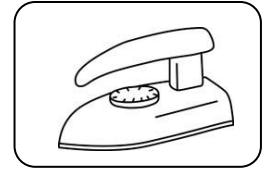


Blank handwriting lines (top, middle, bottom).

Blank handwriting lines (top, middle, bottom).

IV. Circle the letter 'A' and cross the letter 'E' in the given sentence.

ALICE AND ANDREW ATE APPLES.

V. Write the first letter for the given pictures.



VI. Match with the same letters.

Z

K

A

H

L

T

V

E

V

A

E

T

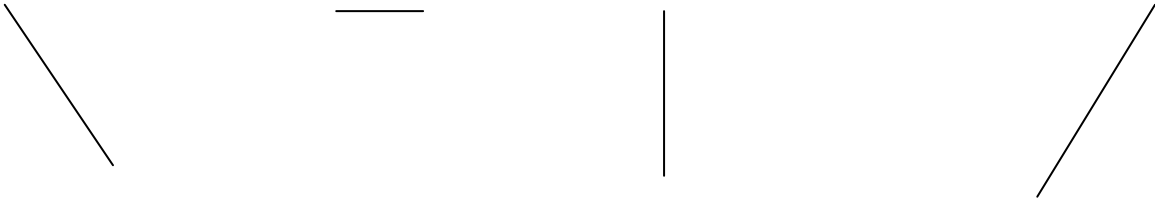
Z

L


H

K

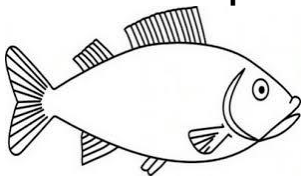
VII. Use the pattern to complete the given letters. (A,X,I,K)



VIII. Colour the circles which has letter " F" in the tree.



IX. Look at the picture and circle the correct letter.



I F E A

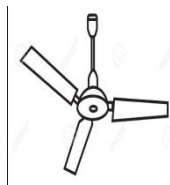


T L H V

X. Match the opposites.



XI. Match the pictures with the correct letter.



F

Z

T

K